



PHK4000 Hematoma Starter Kit



PHK5000 Refill Kit-4 pack




PHK6000 Button

SUTURELESS HEMATOMA REPAIR SYSTEM

Repair hematomas in minutes without sutures. Our system utilizes preshaped silicone ear pads and locking clips and rings to replace the traditional "quilting" technique. A silicone attachment button is included to secure the ear to the top of the head without bandaging. **The silicone pads and button can be autoclaved for reuse.**

Simply order a refill kit for additional clips, rings and needles for 4 more repairs!



Appx 10 Minutes



Appx 2 Weeks



Prep ear and incise hematoma.



Place pad on each side of ear. Use towel clamps to hold.



Push needle through both pads and ear (medial to lateral).



Place clip into tip of needle, pull back through ear/pads.



Slide ring onto clip leaving 1 ring depth between pad and ring.



Slide second ring on top of the first ring.



Trim clips leaving a 1/4" past rings.



Suture attachment button to top of head.



Slide slots in the pads onto the button.




Patient ready to go home-NO Bandages!

Practical, Inventive, Time-saving

practiVet
Innovative Practice Products

Online catalog and ordering now available
www.practivet.com



3010 GIF-Tube Surgery 4 Implant Kit



3110 GIF-Tube Starter Kit

GIF-TUBE NEEDLELESS SUBCUTANEOUS FLUID DELIVERY

A medical-grade silicone implant placed under the skin with a brief surgical procedure enabling pet owners to deliver subcutaneous fluids at home. The tube is fenestrated to allow for rapid delivery (appx 100cc/minute) without causing pain or fluid pockets. Ideal for animals with renal failure or any condition requiring long-term fluid therapy.

The tube can remain in place indefinitely.



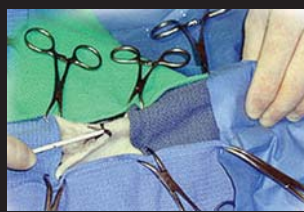
SFM6800 GIF-Tube Client Kit



Make an incision 2" below the skull; tent the skin with a hemostat.



Pass the tube with stylet in place through the incision just off the dorsal midline.



Direct the tube toward the flank area being certain to insert all the way to the skirt so no tube is exposed.



Place sutures around the skirt in a clock like pattern, every other digit. Close the tube with the microclaw.

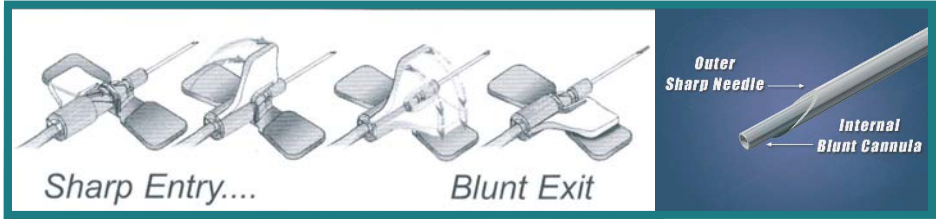


The tube is ready to deliver fluids. Simply attach an IV line directly to the microclaw-NO Needles!

Advancements in Blood Collection/Infusion

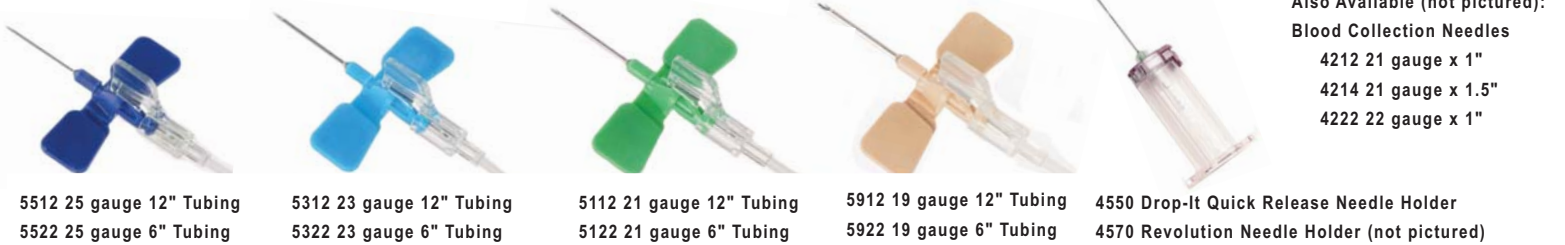
Introducing Punctur-Guard® the only device that enters the vein sharp, and blunts while in the patient. This patented design:

- Allows for blood collection and infusion with 1 device, 1 needle stick
- Reduces phlebitis
- Reduces hemolysis
- Reduces accidental needle sticks
- Increases patient comfort



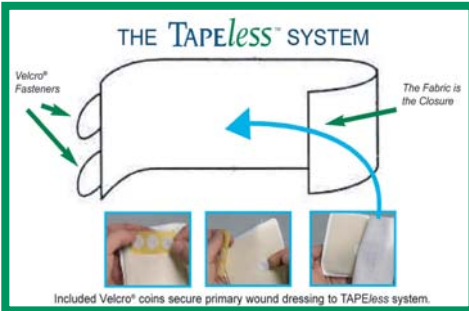
Wing Sets for Blood Collection & Infusion

All of the Punctur-Guard Wing Sets are packaged with a multi-sample luer adapter for use with blood collection tubes if desired.



Also Available (not pictured):
 Blood Collection Needles
 4212 21 gauge x 1"
 4214 21 gauge x 1.5"
 4222 22 gauge x 1"

TAPEless Wound Dressing Holders



Washable/Reusable Dressing Holders designed for hard to bandage anatomy. Safe, effective, convenient, non-woven polypropylene fabric.

- Pre-cut anatomical design
- Non-adhesive
- Non-constrictive
- Breathes, absorbs, stretches
- Latex free
- Non-irritating

SMALL ANIMAL DESIGNS: specify small (16-30 lbs), medium (31-60 lbs) or large (61-110 lbs) when ordering. Some items may be available in extra small (0-15 lbs) and/or extra large (>111 lbs) sizes.



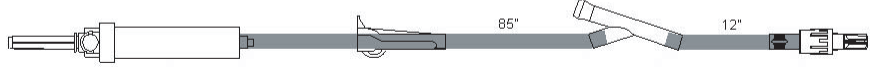
Dressing holder material may be cut to accommodate tubes, drains, anatomical variations or urinary needs without loss of the material's performance characteristics. Cutting the dressing material will not cause the fabric to fray, unravel or lose memory.



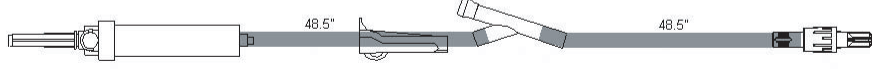
Why sacrifice quality for affordability?

IV Administration Sets

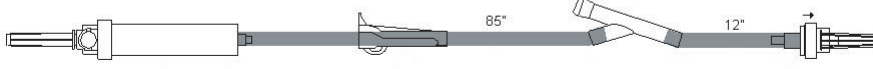
103 in
 AH7021 103" 10 Drop Administration Set with injection site 12" from Rotating Male Luer



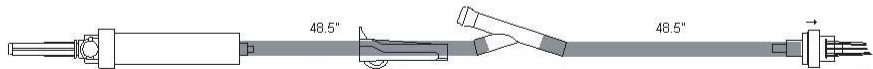
AH7019 103" 10 Drop Administration Set with injection site 50" from Rotating Male Luer



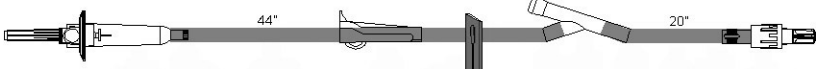
AH7022 103" 10 Drop Administration Set with injection site 12" from Back Check Valve Luer Lock




AH7020 103" 10 Drop Administration Set with injection site 50" from Back Check Valve Luer Lock



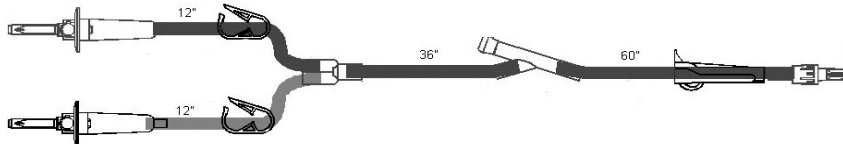
70 in
 AH7047 70" 60 Drop Administration Set with injection site 20" from Rotating Male Luer



AH7067 70" 60 Drop Administration Set with injection site 12" from Back Check Valve Luer Lock

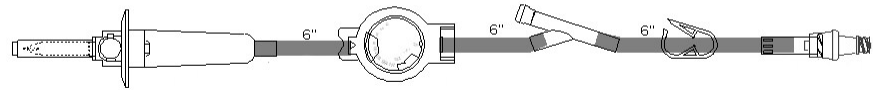


114 in
 AH7082 114" Y Type 2 15 Drop Admin Set with inj. site 60" from Rotating Male Luer (for overnight use)

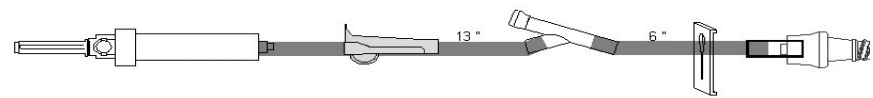


Multi-Patient Administration Sets

26 in
 AH7007 Stat-2 Multi-Patient Flow Regulator (requires male/male extension set - see below)

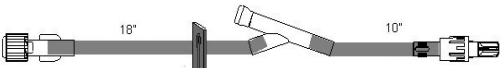


AH3398 Multi-Patient Administration Set (requires male/male extension set - see below)



IV Administration Extension Sets

30 in
 AH7043 30" Male/Female Extension Set, injection site 10" from Male Luer Lock



AH1246 50" Male/Female Extension Set (pictured) AH2102 50" Male/Male (for use with Stat-2)



80 in
 AH2061 80" Male/Male Extension Set, injection site 6" from Male Luer Lock (for use with Stat-2)



With input from over 100 veterinary clinics, we have designed products specific to animal health care. Our commitment is to provide the highest quality products at an affordable price, and **we guarantee your satisfaction!**

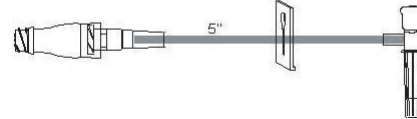
Take advantage of the Clave® technology to reduce needle usage, or the back check valve which provides a 1-way flow protecting the line from contamination and the patient from blood loss should they chew the line!

Catheter Extensions and Ports

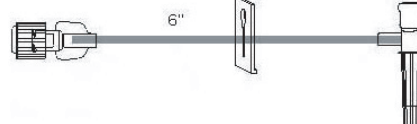


Male Injection Site
 AH7038 Luer Lock (pictured) AH7090 Luer Slip

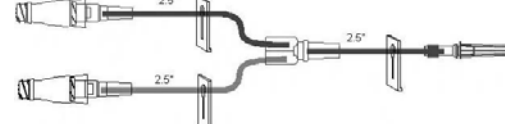
7 in
 7" Minibore Extension with microClave and T injection site
 AH7001 Luer Slip (pictured) AH7002 Luer Lock



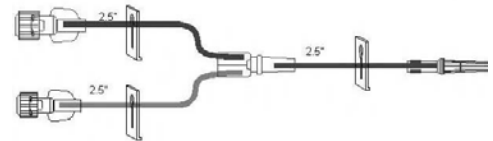
AH7027 7" Female luer Minibore Extension, T injection site Luer Slip



7 in
 7" Minibore Bi-fuse Extension with 2 microClaves
 AH7003 Luer Slip (pictured) AH7004 Luer Lock



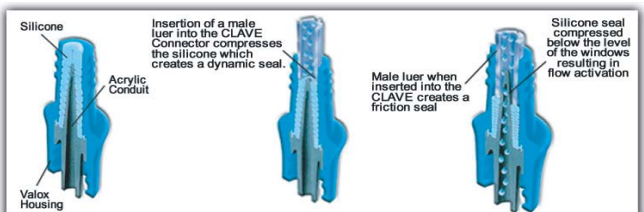
6 in
 6" Female Luer Minibore Bi-fuse Extension
 AH7005 Luer Slip (pictured) AH7006 Luer Lock



Fluid Bag and Multi-Dose Vial Access



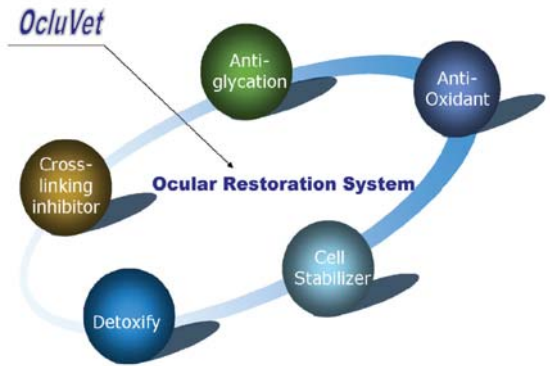
How the Clave/microClave works:



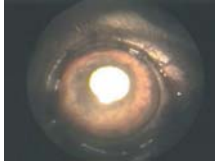
OcluVet® Nutritional Eye Drops

OcluVet Eye Drop Solution is scientifically formulated with antioxidant and antiglycation nutrients designed to aid in ocular health and clarity. In a clinical study of cataract conditions in several animal species conducted by practicing veterinarians and ophthalmologists, 83% of eyes showed a marked and beneficial reduction in opacity/density.

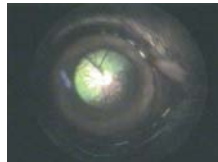
OcluVet utilizes a systems approach targeting compromised and damaged components of the eye. This powerful system provides immediate neutralization of existing free radicals and is a glycation and protein cross-linking inhibitor.



8000 OcluVet 15ml Bottle



US Trial Patient #185
Pre-treatment



US Trial Patient #185
Post-treatment

OcluVet is conveniently packaged in 15ml sterile bottles. Store at room temperature away from direct sunlight. Shake bottle well before each use.

Each 15ml bottle contains enough product for 2 months application of 1 drop 3 times per day in 2 eyes.

Reusable/Autoclavable Skin Stapler



S1004 Stapler Handle

The Sureline® Skin Stapler offers:

- Clear visibility
- Symmetrical cartridge
- 60° staple insertion angle
- Rotating head
- 90° visual access
- Zero staple recess

The handle is autoclavable; has an ergonomic lightweight "pistol" grip; and the trigger has a full-stroke ratchet for accurate staple placement.

The cartridge contains 35 wide staples; printed staple counter; a 360° rotation; the staple design prevents rotation in the animal and allows for easy removal.



S1003 Stapler Cartridge 35W



Patented staple design for easier staple extraction with less patient discomfort.

Thoracocentesis & Abdominocentesis



PC14 Pleura-Cath 14Fr Chest Tube

PractiVet offers two unique designs for chest and abdominal drainage.

Pleura-Cath is designed for continuous chest drainage. A built-in "finger" pump allows for removal of fluid or air without suction. A luer activated port is included for thoracic lavage.

Smart "Y" eliminates 3-way stop-cocks and their inherent problems and risks. Simply connect the Smart "Y" to the patient, attach a syringe to extract fluid/air, and connect a drain bag or syringe to capture extracted material. Use for thoracocentesis or abdominocentesis.



AH7073 Smart "Y" Centesis